

佛山市顺德区正意玻璃机械有限公司

地址: 广东省佛山市顺德区伦教街道熹涌三坊路28号
电话: 0757-27836588 传真: 0757-27830166
邮编: 528308 Q Q: 294872678
邮箱: zhengyi@zhengyi.cc
网址: www.zhengyi.cc

Export Department:

ZHENGYI GLASS MACHINERY CO.,LTD.

Add: No.28 SanFang Road, Lunjiao, Shunde, Foshan, China.
Tel: +86-757-27889799 Fax: +86-757-27830166
Phone: +86 13326780588
E-mail: foreign@zhengyi.cc
Http: www.zhengyimachine.com

全球售后服务与质量监督热线(After Service): +86-13805239196



中文站



Website



微信



佛山市顺德区正意玻璃机械有限公司
ZHENGYI GLASS MACHINERY CO.,LTD.

产品不断改进, 颜色、外形与技术性能改变时, 恕不另行通知。

Product improvement, color, machine appearance and technical performance improvement, without notice.



C 公司简介 Company Profile

佛山市顺德区正意玻璃机械有限公司是一家专注于玻璃深加工机械设备的设计研发、生产、销售及服务的高新技术企业。创新科技，智造磨边；十多年的高速发展，两年一个跨越，现已进入流水线、多元化、高科技生产轨道，集玻璃机械行业二十多年的专业技术为基础，打破了国内原本“进口高质量，国产廉价低质”一分为二的玻璃机械市场格局。在国内玻璃机械市场，正意保持着极高的关注度和产销量，并且在海外东南亚中东欧美非洲也取得了不错的成绩。

自成立以来，正意坚持以产品为导向，坚持以国际的品质，实用的价值为经营策略，坚持更贴近消费群体的简而精的产品路线。凭借创新的玻璃磨边机技术，为客户提供完整的玻璃机械解决方案。公司目前产品有：转向机械手系列、玻璃转片机系列、玻璃斜边机系列、玻璃磨边机系列、玻璃清洗机系列、玻璃喷砂机系列、玻璃钻孔机系列、玻璃异形机系列和玻璃双边机自动化连线设备等多品种、多规格的玻璃加工设备机械。

“科技 兴业 诚信 责任”，正意崇尚现代企业文化，始终坚持以“智造驱动玻璃磨边高效化”的创新理念，将继续秉承科学的企业管理，以执着的进取精神，不断突破自我，为打造全球玻璃机械行业标杆性企业、做玻璃加工设备首选供应商而努力！

ZHENGYI GLASS MACHINERY CO.,LTD is a high-tech enterprise focusing on the design, development, production, sales and service of glass deep processing machinery and equipment. Innovation and Technology, Chi-made edging; A leap year and the years of rapid development, now entering the pipeline, diversified, high-tech production track, basis of 20 years of professional and technical; breaking the domestic Originally "imported high-quality and high price, domestic cheaper and low quality" into two glass machinery market pattern. Glass machinery market in the domestic, our Zhengyi is intended to maintain a high degree of concern, and production and sales, and achieved good results overseas Southeast Asia and Middle East, Europe and the United States.

Since its inception, Zhengyi is intended to adhere to the product-oriented, adhere to international quality, the price for the business strategy, products adhere closer to the consumer groups, small but efficient route. With advanced technology of glass edging machine, providing customers with a full glass of mechanical solutions. At present, our products including: glass beveling machine series, edging machine series, washing machine series, sandblasting machine series, drilling machine series, Glass special shape series and glass double edger automatic processing line equipment and so on, and many varieties glass processing machinery.

"developing by technology, integrity and responsibility" is intended to advocate the modern corporate culture, always adhere to the "Chi-made glass edging more efficient" innovative ideas; will continue adhering to the scientific enterprise management, and dedicated to the entrepreneurial spirit, continue to break through self-effort to build a first-class international enterprise; do the world's most competitive supplier of choice for glass machinery work!



已出口至六十多个国家
Exported To More Than 60 Countries



立足中国 服务全球
Stand in China, Serve the world

欲了解更多关于正意的最新信息, 请点击:

www.zhengyi.cc




目录 CONTENTS

斜边机	Beveling Machine	P5-8	喷砂机	Sandblasting Machine	P23-25
自动化	Automatic Machine	P9-10	异形机	Special Grinding Machine	P26
直边机	Edging Machine	P11-15	倒角机	Fillet Machine	P27
圆边机	Round Edging Machine	P16	钻孔机	Drilling Machine	P28
双边机	Double Edging Machine	P17-18	切割机	Cutting Machine	P29
清洗机	Washing Machine	P19-22	石材机械	Stone Machinery	P30




马赛克
Mosaic




宽边
Wide bevel edge




45度
45 degrees



ZXM361SJP玻璃升降斜边机
Glass Straight Line Lifting Beveling Machine




ZXM261P / 261JP / 261SP玻璃直线斜边机
Glass Straight Line Beveling Machine



ZXM261P



ZXM261JP



ZXM261SP

性能特点:

本机为十磨头前梁升降式斜边机，可磨斜面45°，适用于磨削平板玻璃直线斜边与底边，斜边的粗磨、精磨、抛光及底边的磨削一次加工完成；采用全电动控制系统，直接式磨头电机，结构紧凑，噪音低；故障少；电机控制双螺杆整体摆角度，数字显示加工玻璃厚度、速度和角度；并有前梁升降功能，具有结构先进，精度高，操作方便；加工范围广等优点，是具有加工宽边斜边、小片玻璃斜边、3-45°多级边的多种功能的专用机器，名副其实的达到一机多用。

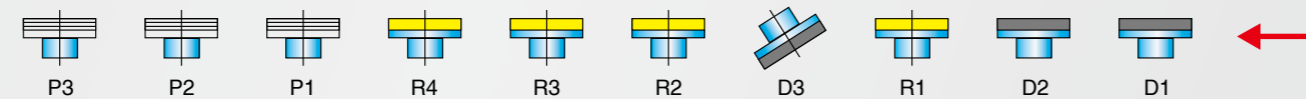
Characteristics:

This is 10 motors glass lifting beveling machine, the max bevel angle is 45°, it suitable for grinding the beveling and bottom, it also can complete rough grinding, fine grinding, polishing and bottom grinding in one time, the polished effect is similar to a mirror surface; it used full-electrical system to control; and also it uses directly type grinding motor, structure is compact, low noise; less failure; motor control is used twin-screw to pendulum angle; digital show the glass processing thickness, speed and angle; also have front beam lifting function; structure advanced, high accuracy, easy operation; big processing range and so on advantage; it is suitable for processing max bevel width, small piece glass bevel with 3-45° multilevel of special machines for a variety of functions, really achieve a variety of usage in one machine.

主要技术参数 Main technology parameter

型号 Model	MIN	Width	α					
ZXM361SJP	20×20mm	0-45mm	3-45°	0.5-6.5m/min	3-25mm	24kw	4500kg	7.0×1.3×2.5m

磨轮分布图 Wheel Configuration



性能特点:

该机为九磨头PLC控制玻璃斜边磨边机，可一次完成粗、精磨，抛光后的效果与镜面一致，对角线精度高。控制系统采用PLC控制，可自动、手动转换。人机界面清楚显示玻璃厚度、斜边宽度及角度、玻璃厚度和加工速度等各种参数，传送速度采用变频调整。链板采用加厚钢板与导轨镶条经多项特殊工艺制作而成，具有强耐磨，不易变形，运行平稳等特点。铸造坚固机身，高精度、低耗电电机，适用于大批量玻璃磨边加工。

Characteristics:

This is 9motors PLC control glass beveling machine, it can complete rough grinding and fine grinding in one time, the polished effect is similar to a mirror surface, with accurate ground angles. It uses PLC control, and also you can control it by automatic or manual. The man-machine interface can clearly shows the glass thickness, bevel width, angle and other parameter; the transfer speed is used by frequency adjustment. The chain-plate is used by thickening of steel plate, and the guide is made by special craft, it have much durable, not easily deformed, transfer stable and so on characteristics. Casting sturdy body, high-precision, low-power motor, suitable for high-volume glass grinding.

主要技术参数 Main technology parameter


型号 Model	MIN	Width	α					
ZXM261P	100×100mm	0-40mm	3-30°	0.5-4.5m/min	3-19mm	21kw	4000kg	6.8×1.2×2.5m
ZXM261JP	50×50mm	0-26mm	3-30°	1-6m/min	3-19mm	21kw	4000kg	6.8×1.2×2.5m
ZXM261SP	25×25mm	0-18mm	3-30°	1-6m/min	3-19mm	21kw	4000kg	6.8×1.2×2.5m

磨轮分布图 Wheel Configuration







ZXM261 / 261J / 261S玻璃直线斜边机
Glass Straight Line Beveling Machine




ZXM261



ZXM261J



ZXM261S



ZXM371玻璃直线斜边机
Glass Straight Line Beveling Machine



选装变频控制速度范围0-10m/min
Optional frequency conversion to control the speed range is 0-10m/min.



大斜边
Big bevel

性能特点:

该机为九磨头玻璃斜边磨边机，可一次完成粗、精磨，抛光后的效果与镜面一致，对角线精度高。链板采用加厚钢板与导轨镶条经多项特殊工艺制作而成，具有强耐磨，不易变形，运行平稳等特点。铸造坚固机身，高精度、低能耗电机，经磨抛后的玻璃表面粗糙度可接近母体镜面光洁度，适用于大批量玻璃磨边加工。

Characteristics:

This is 9motors glass beveling machine, it can complete rough grinding and fine grinding in one time, the polished effect is similar to a mirror surface, with accurate ground angles. The chain-plate is used by thickening of steel plate, and the guide is made by special craft, it have much durable, not easily deformed, transfer stable and so on characteristics. Casting sturdy body, high-precision, low-power motor, the glass surface is similar to the mirror surface after finishing grinding, it is suitable for high-volume glass grinding.

主要技术参数 Main technology parameter

型号 Model	MIN	Width	α					
ZXM261	100×100mm	0-40mm	3-30°	0.5-4.5m/min	3-19mm	21kw	4000kg	6.8×1.2×2.5m
ZXM261J	50×50mm	0-26mm	3-30°	1-6m/min	3-19mm	21kw	4000kg	6.8×1.2×2.5m
ZXM261S	25×25mm	0-18mm	3-30°	1-6m/min	3-19mm	21kw	4000kg	6.8×1.2×2.5m

磨轮分布图 Wheel Configuration



性能特点:

该机是针对客户需要大斜边特别设计制造，适用于大批量削磨平板玻璃的斜边和底边；前后链板均采用加厚钢板，刚性强，不易变形，耐磨性好，传送平稳，使用寿命是同行产品的2-3倍，更准确的加工超宽斜边。

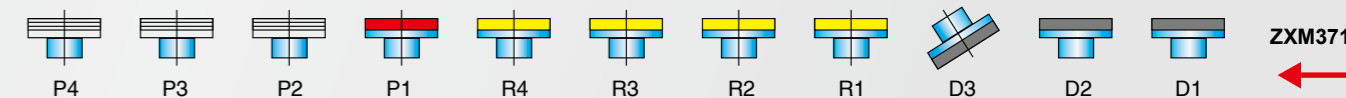
Characteristics:

This 11motors machine is design for customer's max bevel width requirement, It is suitable for high-volume glass bevel and bottom grinding; front and rear chain-plate all use thicken steel plate, rigid and strong, not easily deformed, good abrasion resistance, transfer stable, using life is long 2-3 times than peer products; more precision max bevel width.

主要技术参数 Main technology parameter

型号 Model	MIN	Width	α					
ZXM361	100×100mm	0-45mm	3-30°	0.5-4.5m/min	3-19mm	23kw	4000kg	7.0×1.2×2.5m
ZXM371	100×100mm	0-50mm	3-30°	0.5-4.5m/min	3-19mm	25kw	4800kg	7.6×1.2×2.5m

磨轮分布图 Wheel Configuration





效率高节能 Global Initiative

高速节能玻璃磨边生产线

该生产线由一台全自动立式玻璃上片机、四台立式玻璃磨边机、四台全自动立式玻璃转片机、一台立式玻璃清洗干燥机和一台全自动立式玻璃下片机组合而成，所有机械型号及数量可自由组合。本连线设备极大的提高各种斜边、直边、圆边、45°边等玻璃加工效率；不仅省人工，而且更稳定。

该方案是正意公司创新提出，体现本公司坚持以“智造驱动玻璃磨边高效化”的创新理念，打破了由玻璃双边磨边线独占市场的格局，是单玻璃加工厂的明智选择。目前国内大部分地区已有示范性企业用户，国外已销售多条全套生产线。因智能化机械不断升级，我司的发明专利技术，老设备也可以升级拥有新款功能。

全自动转片机主要性能 (研发出多项功能) :

- 1、进、出分段输送玻璃，进段、出段、转片臂为独立变频器控制独立变频电机调速；加工玻璃前后片无需留很大空位。与人工放片速度相仿，提高生产效益和稳定性；
- 2、玻璃降落时自动减速，转片臂自动减速功能，保护玻璃不蹦边；
- 3、转片臂快速回落，连续接转下一片工件；
- 4、可替换原机械两端导轨，节省占地面积和省略了原输送带的损耗；
- 5、转片机输入、输出端可加装输送链条或同步带辅助输送玻璃；
- 6、输送部分分为二段，输出端升降功能可调整玻璃磨削量；
- 7、转片机由PLC电脑控制，触摸屏操作；
- 8、可配置控制柜，整体控制连线设备的加工速度以及玻璃厚度；

High Speed Energy-saving Glass Straight Line Edging Machine Production Line

The glass straight line edger machine production line is consist of one set of automatic vertical glass loading machine, four sets of glass straight line edger machine, four sets of vertical transfer tables, one set vertical transfer table, one set of vertical unloading machine. You can choose the model and quantity of the machines which you need to combination one production line. This kind of production line can greatly improved all kind of bevel edger, straight edge, round edge, 45 degree multi-beveling and etc that kind of glass processing. Not only efficiently, but also can save manpower & safety.


This kind of production line is initiated by ZhengYi, reflect the company adheres to "smart drive glass edge grinding efficiency," the innovation idea, break the market structure which is that only the glass double edger machine can make the production line. It is the best choice for single glass processing factory. At present, most of the domestic regions have demonstration enterprise users, and our overseas market have sold a number of complete sets of production lines. Due to the continuous upgrading of intelligent machinery, our company's patented technology for invention, our old type equipment can also be upgraded with new functions.

Main functions of the automatic vertical glass transfer table (many functions are in the leading of our industrial)

1. The transmission of input and output parts are separate control, the part of input, output, transfer arm are control of independent variable frequency motor. There is no need to leave a large space before and after the glass. Similar to the speed of manual to input the glass, improve the efficiency and safety of production.
2. Automatic reduction in glass landing, the transfer arm has automatic reduction function, protection of glass without break the edge.
3. Loading arm fell back quickly and high efficient to connect the next piece of glass;
4. Instead of the input and output guide of original machinery, save area and omitted the wastage of the original conveyor belt;
5. The input and output part of transferring table can be add the conveyor chain or synchronous belt to auxiliary conveying glass;
6. The transmission parts are divided into two sections, and the lifting function of the output part can adjust the amount of glass grinding.
7. Transferring table is control by PLC, touch screen operation;
8. Configurable control cabinet, overall control of the processing speed and glass thickness.

★发明专利，仿冒必究！

CN201711272759.5、ZL201721685353.5
ZL201721685410.X、ZL201721685134.7



ZLZ4600全自动立式玻璃转片机 Automatic Vertical Glass Transfer Table

主要技术参数 Main technology parameter

型号 Model	MIN	MAX							
ZLZ4600	350×350mm	2800×2000mm	0.5-15m/min	3-19mm	3	7	3/3.7 kw	1500kg	4.6×1.6×2.5m



ZM9325玻璃直线磨边机
Glass Straight Line Edging Machine

性能特点:

该机适用于不同尺寸和厚度的平板玻璃的直边底边和棱角磨削，粗精磨抛光一次完成，抛光后的平面接近于玻璃母体的光洁程度，调整不同加工厚度时，（可参考前梁上的数显表进行调整），前倒角磨头能随前梁同步移动，具有结构先进；准确度高，操作方便，同一厚度可连续加工等优点，是玻璃深加工必配的加工设备。

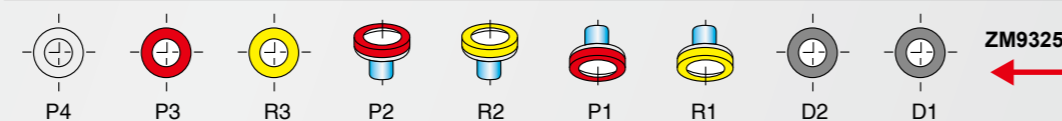
Characteristics:

The ZM9325 series glass straight line edging machine is suitable for different size and thickness flat glass grinding, it can rough grinding, fine grinding and polishing finish in one time; the polishing flat is similar to the smooth degree of glass body, While adjusting the different processing thickness, (you can reference the digital display in front beam to adjust); front chamfer motor can move synchronically with front beam; with advanced structure; high precision, easy operation. It is the necessary tool for glass machinery.

主要技术参数 Main technology parameter

型号 Model	MIN					
ZM4325	80×80mm	1.3-7.5m/min	3-25mm	9kw	1800kg	5.7×1.0×2.5m
ZM9325	80×80mm	1.3-7.5m/min	3-25mm	18.5kw	2800kg	6.8×1.0×2.5m
ZM10325	80×80mm	1.3-7.5m/min	3-25mm	21kw	3000kg	7.0×1.0×2.5m

磨轮分布图 Wheel Configuration



ZM9325A玻璃直线磨边机
Glass Straight Line Edging Machine

性能特点:

1. 本机为老款ZM9325升级版，全新的外观，改进多项操作方式，使用更方便；
2. 输入导轨的特殊设计可以有效控制玻璃磨削量而不用分别调试每个磨头；
3. 电动控制调节加工玻璃厚度，减少人工作业时间，提高工作效率；
4. 同步带传送，加工小片玻璃更准确。

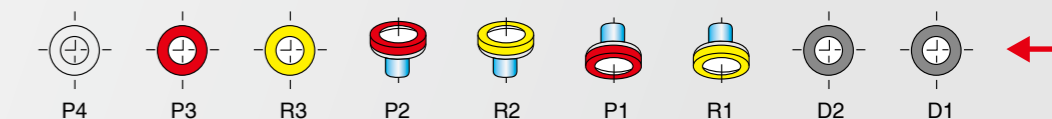
Characteristics:


- 1.This machine is the version of old ZM9325, new surface, and improved multiple operating mode, that can operate much convenient;
- 2.A special design of the in-feed section for controlling the desired amount of glass removal without adjusting each spindle individually.
- 3.The thickness of processed glass is adjusting by electric control, that can ecreased the working time, and improved the work efficiency.
- 4.Timing belt transmission, can be processing more small and more accurately glass.

主要技术参数 Main technology parameter

型号 Model	MIN					
ZM9325A	50×50mm	1.3-7.5m/min	3-25mm	18.5kw	2800kg	6.8×1.0×2.5m

磨轮分布图 Wheel Configuration





ZM11325玻璃直线磨边机 Glass Straight Line Edging Machine

性能特点:

该机主要用于平板玻璃底边及大棱边的磨削，其中磨头分布合理，当中有5个磨削底边，4个磨削45°大棱边，能准确地一次过磨出玻璃平底边及45°大棱边，本机具有实用性强，操作简便，是专业的家具、门窗、厨卫、工艺、建筑工程玻璃等磨边机。


主要技术参数 Main technology parameter

型号 Model	MIN	45° 90°					
ZM11325	80×80mm	45°/ 90°	1-6m/min	3-25mm	22kw	3200kg	7.1×1.0×2.5m
ZM11325A	50×50mm	45°/ 90°	1-6m/min	3-25mm	22kw	3200kg	7.1×1.0×2.5m

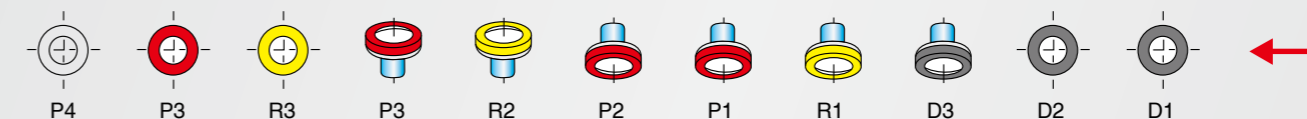
Characteristics:

The 11motors machine is mainly used for grinding bottom edges and large edges of flat glass, its grinding motor are very reasonably distributed, 5 pcs of which are used for grinding bottom edges, 4pcs for grinding 45-degree sharp edges, it can be used for precisely grinding flat bottom edges and 45-degree sharp edges of glass. The machine has highly practical, simply operation, it is suitable for professional furniture, doors, windows, kitchen, craft, construction glass grinding.

ZM11325A玻璃直线磨边机 Glass Straight Line Edging Machine



磨轮分布图 Wheel Configuration





ZM9325-45 ° 玻璃多级边磨边机
Glass Straight Line Multilevel Edging Machine


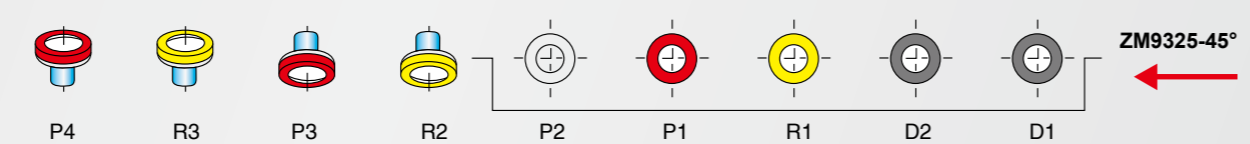
性能特点:
ZM9325-45 ° 是玻璃直边磨边机的基础上增加了可磨多级边的功能,底边5个磨头整体电动摆动角度,可以在45 ° 至90 ° 之间任意一个角度磨边。即在玻璃边上多次磨出多条线条,由此实现多级边。本机可加工一般直边、多级边、45 ° 边,一次完成粗、精、抛光。加工后的边形如玻璃表面光亮。

Characteristics:
ZM9325-45 ° machine is basic on glass straight line edging machine to increase the grinding multi-level edge functionality; 5pcs bottom motors can whole electric swing angle, any angle between 45 ° to 90 ° edging. It is through many times grinding to grind out many lines in the glass edge, that achieve the multi-stage edge. The machine can process straight edge, multilevel edge, 45 ° edge, it can finish coarse, fine grinding and polishing in one time. The edge after processing will such as the bright surface of the glass.

主要技术参数 Main technology parameter

型号 Model	MIN				KW	KG	L W H
ZM9325-45°	100×100mm	45°-90°	1-6m/min	3-25mm	19kw	3000kg	6.8×1.0×2.5m
ZM11325-45°	100×100mm	45°-90°	1-6m/min	3-25mm	22kw	3500kg	7.3×1.3×2.5m

磨轮分布图 Wheel Configuration



ZYM6320玻璃直线圆边机
Glass Straight Line Round Edging Machine

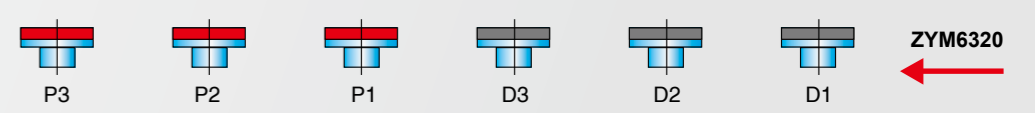
性能特点:
该玻璃圆边机可装不同磨轮,磨削平板玻璃的直线圆边、直线鸭嘴边。采用成型磨轮、粗精磨和抛光,能磨削高精度、高质量的玻璃。采用无级变速进料,可任意变换加工速度。

Characteristics:
The 6 motors Glass Straight Line Round Edging Machine is specially designed to grind rectilinear OG, DOG, TOG, pencil edge, Flat Edge Grinding & Other Profiles using various wheels according to different thickness of glass. It used shaping-wheel, rough wheel and fine grinding wheel to be grinded and polished, and it can grind high-accuracy, high-quality glass. It used with stepless speed changer to transfer, you can change the processing speed in your requirement.


主要技术参数 Main technology parameter

型号 Model	MIN			KW	KG	L W H
ZYM6320	50×50mm	1-6m/min	3-20mm	13.5kw	2600kg	6.2×1.0×2.5m
ZYM7320	50×50mm	1-6m/min	3-20mm	14.1kw	2800kg	6.5×1.0×2.5m

磨轮分布图 Wheel Configuration



玻璃圆边双边磨边机流水线 Glass Straight Line Round Double Edging Machine Processing Line



玻璃直线双边磨边机流水线 Glass Straight Line Double Edging Machine Processing Line

国家专利: ZL201721685305.6



自动转向机械手 Automatically Robotic Transfer Table

性能特点:

针对电器玻璃、橱柜玻璃、门窗等中小片玻璃双边磨生产线的自动换向, 替代了L型、直线中转台繁琐的结构和占地空间, 节约了电耗、损耗件成本。配合两台简易型的双边机, 简单的完成了四边玻璃的磨边, 代替了高昂的四边机。简单、快捷, 稳定的实用性, 为玻璃加工降低了很大的成本。为双边机的中转生产线上新的台阶。



Characteristics:

This machine is transferring small pieces of glass such as electric appliances glass, cabinet glass, door and window glass etc. It replaces the cumbersome structure and occupying space of the L type and straight line transfer table, also save power and reduce the cost of the wearing part. Connecting two sets of simple type double edging machines to simply finish grinding of four edges, replacing expensive four sides glass edging machine. Simple, fast, practical and greatly reduce the processing cost. Let the double edging machine production line reach a new stage.


主要技术参数 Main technology parameter

型号 Model	MIN	MAX					
ZJX1050	300X300mm	1200X800mm	15-30pcs/min	3-19mm	1kw	150kg	1.5×0.75×1.35m

ZSM20直线双边磨边机系列 Glass Straight Line Double Edging Machine

性能特点:

玻璃直线双边磨边机系列, 本机为二十磨头, 适用于加工工艺玻璃、家私门窗玻璃、建筑工程玻璃、家电玻璃、太阳能玻璃、中空Low-E玻璃等各种类型的双直线磨边, 具有速度快、抛光亮度高等特点。机械采用双直线导轨、双滚珠丝杆的高精度传动结构、电气控制部分采用PLC可编程电脑系统, 配有人机界面触摸屏操作系统。



Characteristics:

ZSM20 series glass straight line double edging machine is suitable for grinding two straight-line edges of furniture glass, architecture glass, electronic glass, solar glass, Low-e glass and so on; it has characters of rapid processing speed, high glass processing precision, high brightness. The machine adopts high precision transmission structure with two linear guiding bars and two ball bearing guide screw. It is equipped with PLC system on the electric control part. It fixed superior man-machine interface screen operation system.

磨轮分布图 Wheel Configuration



主要技术参数 Main technology parameter

型号 Model	MIN	MAX					
ZSM1620	200mm	1600mm	0.5-6.5m/min	3-30mm	47.4kw	5700kg	3.4×4.7×1.9m
ZSM2020	200mm	2000mm	0.5-6.5m/min	3-30mm	47.4kw	6100kg	3.9×4.7×1.9m
ZSM2520	280mm	2500mm	0.5-6.5m/min	3-30mm	47.4kw	6500kg	4.4×4.7×1.9m
ZSM3020	300mm	3000mm	0.5-6.5m/min	3-30mm	47.4kw	6900kg	4.9×4.7×1.9m
ZSM4220	300mm	4200mm	0.5-6.5m/min	3-30mm	47.4kw	7800kg	6.1×4.7×1.9m




ZYX500玻璃清洗干燥机
Glass Washing Machine

性能特点:

玻璃清洗机适用于不同厚薄玻璃及镜片的自动清洗与干燥，采用卧式传递，8条毛刷棍清洗，6条海绵吸干；采用强力热风烘干系统进行干燥，温度可自动控制并可自由设定，还有输送速度快慢可调节该ZYX型玻璃清洗机的规格有:ZYX500、ZYX800、ZYX1200、ZYX1600、ZYX2000等。

Characteristics:

This series glass washing machine is suitable for different thickness of glass and lens automatic cleaning and drying, horizontal transmission, 8 pcs brush rollers cleaning, 6 pcs sponge suck; using powerful hot air drying system for drying, the temperature can be controlled automatically and can be freely setting, as well as the conveying speed can be adjusted. The model including: ZYX500, ZYX800, ZYX1200, ZYX1600, ZYX2000 and so on.



ZYX1200玻璃清洗干燥机
Glass Washing Machine

主要技术参数 Main technology parameter

型号 Model	MIN	MAX						
ZYX500	30×30mm	450×1500mm	1-5m/min	1-5mm	4×3	9KW	550KG	1.9×0.9×1.0m
ZYX800	150×150mm	750×2000mm	1-5m/min	2-15mm	4×3	10KW	750KG	2.8×1.3×1.0m
ZYX1200	150×150mm	1150×2440mm	1-5m/min	2-19mm	4×3	12KW	900KG	3.4×1.6×1.0m
ZYX1600	200×200mm	1550×2440mm	1-5m/min	2-19mm	4×4	13KW	1050KG	4.0×2.0×1.1m
ZYX2000	300×300mm	2000×3000mm	0.8-3.5m/min	3-19mm	4×4	14KW	1250KG	4.0×2.4×1.1m

性能特点:

- 1、玻璃清洗干燥机适用于不同厚薄玻璃及镜片的自动清洗与干燥，采用卧式传递；
- 2、主要由进料段、清洗段、干燥段和出料段组成；7组毛刷棍清洗，4组海绵吸干，采用强力热风烘干系统进行干燥，效果更好；
- 3、机身安两级清洗、两个水箱、配高压水泵设计。
- 4、温度可自动控制并可自由设定，动力为链条传动，速度可通过无极变速电机调速；
- 5、机身护罩与水箱采用不锈钢材料。
- 6、品种齐全，可清洗各种普通玻璃。

Characteristics:

1. Glass washing and drying machine is suitable for different thickness of glass and lens automatic cleaning and drying, the use of horizontal transfer;
2. Mainly by the feed section, cleaning section, drying section and discharge segments; 7 groups stick cleaning brush, 4 sponge dry, hot air drying system using strong drying, the better;
3. The body Ann two cleaning, two tanks with high-pressure pump design.
4. The temperature can be automatically controlled and the freedom to set the power of the chain of transmission, the speed can be infinitely variable motor speed;
5. Body guard and stainless steel tanks.
6. Range, can clean a variety of ordinary glass



ZYX1600B玻璃清洗干燥机
Glass Washing Machine

性能特点:

- 1、玻璃清洗机采用卧式水平结构，适用于不同厚薄的平板玻璃的清洗与风干；
- 2、主要由进料段、清洗段、风干段和出料段组成，4对毛刷棍清洗，两对风刀进行风干；
- 3、主传动为齿轮传动，速度可通过无极调速。两对风刀才用先进的多级出口口，风力大，风干效果好；
- 4、机身护罩与水箱采用不锈钢材料。
- 5、品种齐全，可清洗各种普通玻璃。

Characteristics:

1. Horizontal glass washing machine adopts horizontal structure, suitable for different thickness of flat glass washing and air drying;
2. Mainly by the feed section, cleaning section, drying sections and discharge sections, four pairs of the cleaning brush stick, two pairs of the air knife air-dried;
3. The main drive gear transmission, the speed can be stepless. Two pairs of air knife only with advanced multi-level outlet, wind, good air-dry effect;
4. Body guard and stainless steel water tank
5. Range, variety of ordinary glass can be cleaned

ZYX1200A玻璃清洗干燥机
Glass Washing Machine



主要技术参数 Main technology parameter

型号 Model	MIN	MAX					
ZYX1200A	70×70mm	1150×2000mm	0.75-3.5m/min	3-12mm	11kw	1000kg	3.8×1.2×1.0m
ZYX1600B	350×350mm	1600×2000mm	0-7m/min	3-19mm	17kw	1600kg	4.2×2.50×2.85m



ZYX2500B玻璃清洗干燥机
Glass Washing Machine

性能特点:

本机适用于平板玻璃的清洗和吹干，是玻璃深加工企业的标配设备。清洗干燥机系列产品齐全，含普通玻璃系列、镀膜玻璃系列、Low-E玻璃系列以及太阳能玻璃系列。清洗玻璃的厚度由3mm-50mm，速度定制可达到18m/min，宽度可达到3.25m。清洗段和烘干可整体升降，数字显示。可根据用户要求特别设计。

Characteristics:

ZYX2500 series glass washing machine is special designed for tempering line, laminating line, coated glass line. It combined function of three step washing, used with frequency device driving system, which is easy to wash different size glass. Washing area installed with stainless steel or other special treatment steel. The glass processing thickness is 3-50mm, the max speed can reach 12m/min, the max width can reach 3.25m; the washing part and drying part can overall lifting, digital display; machine can be design according to customer requirement.

主要技术参数 Main technology parameter

型号 Model	MIN	MAX					
ZYX2000A	350×350mm	2100mm	0-10m/min	3-25mm	35kw	3000kg	5.7×3.5×2.8m
ZYX2500A	400×400mm	2600mm	0-10m/min	3-30mm	37kw	3600kg	5.7×4.0×2.8m
ZYX2500B	400×400mm	2600mm	0-16m/min	3-30mm	37kw	4200kg	6.6×4.5×2.4m
ZYX3000A	500×500mm	3100mm	0-7m/min	3-25mm	35kw	4500kg	5.7×5.0×2.8m



ZLX系列立式玻璃干燥清洗机
Vertical Glass Washing Machine

性能特点:

ZLX系列立式玻璃清洗机是建筑、建材、装饰等行业生产加工玻璃的专用关键设备,适用于厚度3-19mm、高度2500mm以内平板玻璃的清洗。机械主要由清洗箱、烘干箱、传动系统、机架、水箱、送风箱、电气控制等部分组成。整个清洗烘干过程全自动完成，不需人工操作。

Characteristics:

ZLX series vertical glass washing machine is key equipment of manufacturer and processing glass in architecture, building material and decoration industries. The machine can washing 3-19mm thickness and max .width 2500mm flat glass. The machine mainly consists of washing section, drying section, drive system, machine frame, water tank, blower, electric control system and other parts. During the whole washing and drying process, the machine works automatically, and no need manual operation.



主要技术参数 Main technology parameter

型号 Model	MIN	MAX					
ZLX1600	280×150mm	1600mm	0.5-5m/min	3-12mm	9.5kw	1600kg	6.8×1.6×2.7m
ZLX2000	300×200mm	2000mm	0.5-7m/min	3-19mm	17kw	2200kg	7.2×2×3.1m
ZLX2500	400×300mm	2500mm	0.8-7m/min	3-19mm	18kw	2500kg	8.4×2×3.5m


ZP100手动玻璃喷砂机 Manual Glass Sandblasting Machine

性能特点:

本机为立式手动玻璃喷砂机是由主机，集尘器配合而成的专业喷砂设备，可喷平砂，浮雕等玻璃工艺；亦可喷磨具及各种金属砂光、工艺品等。

Characteristics:

Vertical manual Glass Sandblasting Machine is a professional sandblasting equipment with machine-body and dust collector. It is able to operate fine glass arts. It also can spray abrasive and various metal sanding, handicrafts and so on.



ZP立式自动玻璃喷砂机 Vertical Automatic Sandblasting Machine

性能特点:

立式自动玻璃喷砂机ZP系列具有全自动和手动两种功能，配有3支自动喷枪和1支手动喷枪。喷枪的升降和玻璃的输送都为同步带传动，传动平稳耐用；喷枪的升降装置设在机体外部，故障率低，喷砂速度快。（喷砂深度如有浅到深规律变化的可定做）

Characteristics:

ZP series vertical automatic sandblasting machine have full-automatic and manual two functions, equipped with 3pcs automatic guns and 1pc of manual gun, gun transfer and glass transfer are used timing belt transfer, transmission is stable and durable; up and down device of gun is installed outside of machine body to decrease possibility of trouble. Fast sandblasting speed. (the machine can be made sand from light to strong, this regular pattern as customer's requirement.)



主要技术参数 Main technology parameter

型号 Model	MAX					
ZP1600	1600mm	20-30m ² /h	3.5kw	≥0.8	1000kg	4.7×1.5×2.3m
ZP2000	2000mm	28-36m ² /h	3.5kw	≥0.8	1100kg	6.8×1.5×2.8m
ZP2500	2500mm	35-46m ² /h	3.5kw	≥0.8	1200kg	6.8×1.5×3.3m



ZDS卧式自动玻璃打砂机
Horizontal Glass Sandblasting Machine

性能特点:

卧式自动玻璃打砂机ZDS系列是最新改进型的环保型产品。采用履带式，玻璃打砂一次完成，打砂表面均匀，自动上砂排尘。排去的灰尘经特殊的水箱除尘器通过液气交换，达到除尘环保的效果，是国内玻璃打砂标配的设备。打砂玻璃厚度为3-30mm,可加上大理石、陶瓷、不锈钢等。

Characteristics:

ZDS series Horizontal automatic glass sandblasting machine is the latest improved environmental protection product. Glass sandblasting once completed, sand blasting perfectly homogeneous, automatic sand dust. Drain away the dust with a special water tank filter through liquid gas exchange, to achieve the best effect of dust environmental protection, domestic glass sandblasting is preferred. Sandblasting glass thickness is 3-30mm, with marble, ceramic, stainless steel etc.

主要技术参数 Main technology parameter

型号 Model	MAX				
ZDS1300	1200mm	36m ² /h	4.8kw	1500kg	3.0×2.0×1.85m
ZDS1800	1700mm	50m ² /h	5.2kw	1600kg	3.7×2.8×1.85m
ZDS2000	1900mm	57m ² /h	6.5kw	2000kg	3.8×2.9×1.85m
ZDS2600	2500mm	75m ² /h	7.8kw	2200kg	4.2×3.4×1.85m



ZNWM1320 玻璃内外圆磨边机
Glass Inner And Outer Circles Grinding Machine

性能特点:

ZNWM1320玻璃内外圆磨边机是加工平面玻璃的内外圆边、椭圆和异形玻璃的边缘机器；本机设有手动和气动，粗磨精磨抛光都可以在本机完成。

Characteristics:


ZNWM1320 is applied for processing interior & exterior circular edges, elliptical and unconventional-shape edging machine with dual modes of manual and pneumatic operations.

主要技术参数 Main technology parameter

型号 Model							
ZNWM1320 ZDYM1320	130-2100mm	0-15°	0.5-2.5r/min	3-30mm	2.6kw	1000kg	1.5×1.5×1.7m



真空泵或空压机为选购件
Vacuum pump or air compressor is optional



ZDYM1320 玻璃异形磨边机
Glass Shape And Beveling Machine


性能特点:

ZDYM1320玻璃异形磨边机适用于加工圆形、椭圆异形玻璃的周边和斜边。采用卫星转盘旋转，转盘旋转速度可在工作时任意调速。本机利用气缸也可对简单形状异形玻璃进行半自动磨削。磨削周边时，可安装三个磨轮进行粗、精磨和抛光。磨削斜边时，安装碗形磨轮，将磨头向后倾斜，调节斜面角度，以端面磨削。

Characteristics:

ZDYM1320 glass shape and beveling machine is suitable for processing perimeter and bevel edges of round and oval shaped glass. It uses satellite wheel for rotation, the wheel rotation speed can be adjusted during work. This machine can also be used for semi-auto grinding of simple special shaped glass. When grinding peripheral edges, it can use three grinding wheels for coarse and fine grinding and polishing. When grinding bevel edges, it can use a bowl shaped grinding wheel, the grinding head can be tilted back, and the bevel angle can be adjusted for end face grinding.





ZYLX1350玻璃倒角机
Glass Fillet Machine



ZYZ0222半自动玻璃钻孔机
Semi-auto Glass Drilling Machine
ZYZ0222A自动玻璃钻孔机
Automatic Glass Drilling Machine



三头玻璃钻孔机ZD3
Three heads Glass Drilling Machine

ZSP1510玻璃砂带机
Glass Cross Belt Grinding Machine

性能特点:
ZSP1510玻璃砂带机为水循环式柔性砂带机，砂带涨紧采用气动柔性涨紧，可快捷对厚薄玻璃棱边及底边进行磨削，特别适用于门窗玻璃钢化前修边。

Characteristics:
ZSP1510 Glass cross belt grinding machine for water - circulating flexible machine, the belt tensioning adopts pneumatic flexible tensioning, it can grinding of thick and thin glass edges and bottom edges very fast, especially suitable for trimming Windows and doors before toughening.

性能特点:
该机气动压稳平板玻璃，可将玻璃直角修圆成形为：圆边、方边、鸭咀边，可气动升降磨头，可装1-2个磨头进行粗、精磨及抛光。本机特点：加工多数量、角度一致的R角。

Characteristics:
It is suitable for processing batches of latter-sight, mirror, round glass or crystal glass with moulds ,it can put two pieces of glass on the machine at one time, the grinding wheel processes one by one.This machine features: processing more quantity、angle consistent ' s R angle.

主要技术参数 Main technology parameter

型号 Model	MIN	MAX				
ZSP1510	100×100mm	1500×1000mm	2-30mm	2.2kw	250kg	1.45×1.43×1.35m
ZYLX1350	150×150mm	1500x1200mm	3-30mm	2.2kw	250kg	1.4×0.8×1.5m

性能特点:
ZY0222玻璃钻孔机采用气动装夹玻璃，上下钻头先后钻孔、下钻自动上升，位置与速度可调节。自动取料，工作台气动升降，可大批量连续生产加工。

Characteristics:
ZY0222 glass drilling machine is adopted pneumatically grip. laser positioning, drilling is alternatively done by upper and reverse drills, feeding is automatically operated, automatic remove wasted glass. Operation platform can be pneumatically elevated. It combined function of semi-automatically controlled and automatically controlled. With auto feeding function, the worktable can move up and down pneumatically. The machine can be used for continuous mass production and processing.

性能特点:
1、新发明多头钻孔机，经济实用、效率高；
2、稳定性高、噪音低；
3、维护方便、成本低；
4、三组钻头。

Characteristics:
1.High-efficiency,Economical and Practical;
2.High stability and low noise;
3.Easy maintenance;
4.Three pairs of drill bits on one machine.

主要技术参数 Main technology parameter

型号 Model		MIN	MAX				
ZY0222 ZY0222A	4-220mm	80×80mm	2440×3600mm	2-40mm	3kw	1000kg	2.2×2.6×1.8m
ZD3	5-110mm	80×80mm	2200×3000mm	3-40mm	9kw	700kg	2.0×2.2×1.7m



ZSPQ全自动上片手动切割一体机

Multi-function Glass Manual Cutting Table(Manual Cutting)

性能特点:

本机是一款非常适用的玻璃取片、切割、气浮、掰片一体机，设备可360度旋转、遥控行走可自由移动，上片可自动找正、解决了地面不平设备跑偏的问题；上片自动变频可靠，内置大功率空压机、无需在附加气路；气缸臂由进口真空调压开关控制、上片后可直接把玻璃放于台面、无需移动设备更加可靠气浮台风量可调、根据玻璃厚度风量可以任意调节。

Characteristics:

This machine is more suitable for glass slices, cutting, air flotation, snapping all-in-one, it can rotate 360 degrees, remote control to move around freely, it can move automatically in the right way, and solve the problem of running deviation on uneven ground; loader can be automatic frequency conversion to be safety and reliable, with power air compressor, no need gas path; The arm cylinder will be controlled by imported vacuum switches, can be directly put the glass in the mesa after loader, no need moved devices, that more safety and reliable, the air volume in gas platform can be adjustable, air volume can be adjusted according to the glass thickness.

主要技术参数 Main technology parameter

型号 Model	最大上片尺寸 Max glass loading size	最小上片尺寸 Min glass loading size	玻璃厚度 Glass thickness	上片时间 Work cycle	功率 Power	外形尺寸(长*宽*高) Dimension(L*W*H)
ZSPQ3725	2500×3700mm	1400×1000mm	3~19mm	≤50S	7kw	3600×2080×800mm

ZY-CNC-4228新型双驱全自动玻璃切割流水线

Automatic Glass Cutting Line (Double Drive)



性能特点:

由全自动智能玻璃上片机+全自动CNC玻璃切割机+自动掰片台组成，实现玻璃全自动上片/自动传输/自动定位/自动优化/自动切割以及掰片功能。稳定性更高、速度更快、精度更准确、操作更简单、优化率更高、稳定性更好、更节省人力等特点。先进的机械结构配套进口控制系统及切割优化软件，大大提高了玻璃的切割品质和切裁率。

Characteristics:

Be composed of Automatic intelligent Glass Loading Machine +CNC Automatic Glass Cutting Machine +Glass Breaking Table to realize Glass automatic loading,automatic transmission, automatic positioning, automatic optimization, automatic cutting and breaking function.The higher safety,run faster, higher cutting precision, better stability, higher usage, save manpower features. Advanced mechanical structure, famous control system and optimization software. Greatly improve glass cutting quality and high-usage.

主要技术参数 Main technology parameter

型号 Model	最大加工尺寸 Max sheet size	玻璃厚度 Thickness	最大切割速度 Max cutting speed	切割精度 Cutting accuracy	外形尺寸(长*宽*高) Dimension(L*W*H)
CNC-2620切割线	2600×2000mm	2~15mm	240m/min	±0.20mm/m	9000×2900×900mm
CNC-4228切割线	4200×2800mm	3~19mm	240m/min	±0.20mm/m	14500×3700×900mm
CNC-5133切割线	5100×3300mm	3~19mm	240m/min	±0.20mm/m	17000×4200×900mm
CNC-6133切割线	6100×3300mm	3~19mm	240m/min	±0.20mm/m	20000×4200×900mm

ZPK1600半自动盆孔机

Semi-automatic Rock Plate Basin Hole Machine



性能特点:


- 1、ZPK1600半自动盆孔机适用于岩板/玻璃盆孔磨边，圆形，椭圆形，鸭嘴形进行磨边。
- 2、本机带有抛光，采用真空吸附将产品吸附在吸盘上。
- 3、电机驱动磨轮进行加工，磨轮由气缸控制升降，可装两到三个轮子同时加工。

Characteristics:

1. ZPK1600 pot hole machine is suitable for edging of rock slab/glass pot hole, round, oval and duckbill shape.
2. This machine is equipped with polishing and uses vacuum adsorption to absorb the product on the suction cup.
3. The motor drives the grinding wheel for processing. The grinding wheel is lifted and lowered by the air cylinder. Two to three wheels can be installed for simultaneous processing.

主要技术参数 Main technology parameter

型号 Model	MAX mm	mm					
ZPK1600	1600mm	500×800mm	0.5-2.5m/min	2-25mm	4KW	500Kg	1.3×0.7×1.6m
ZXJ8325	3660mm	-	0.5-6m/min	3-30mm	23KW	3000Kg	6.8×1.0×2.5m



ZXJ8325直线斜角机

Concentration And Precipitation Machine



性能特点:

- 1、ZXJ8325直线斜角机适用于岩板斜面磨削，可一次成型磨削成尖角。
- 2、本机带变频调速，面板显示速度，操作方便。
- 3、岩板等石材机械的磨边可按需定制，如：圆弧边、鸭嘴边、法国边等。

Characteristics:

1. ZXJ8325 straight line sharp corners machine is suitable for grinding beveled surface of rock slabs, and can be grinded into sharp angles by one molding.
2. This machine with frequency control, panel display speed, easy to operate.
3. Rock plate and other stone machinery edge grinding can be customized, such as: round edge, circular arc edge, OG edge and so on.